

# Year 1 Curriculum Meeting 2024



# Year 1 - Meet the Team



Mrs Smith



Coach Jamie



Mrs McPhillips



Mrs Hughes



Mrs Lethi

# Key Staff



Mr Clephane



Mrs Clinton



Mrs Duffy

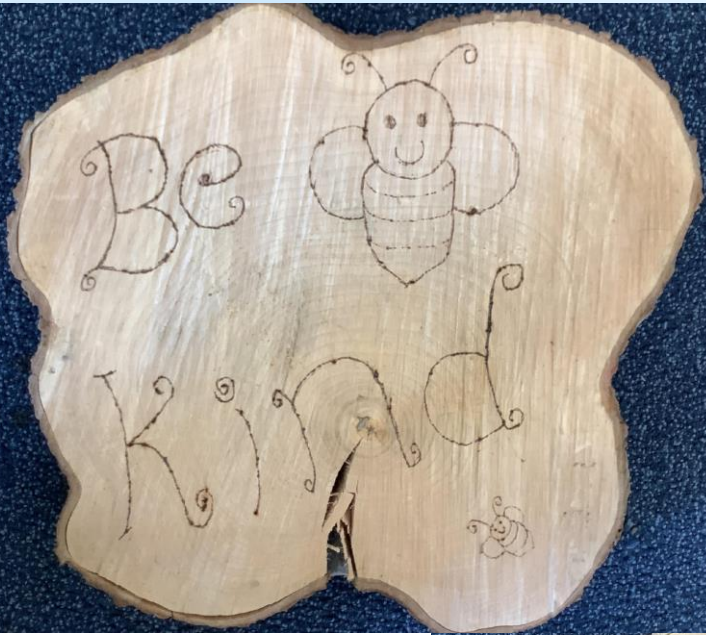


Mrs Roddy

## Year 1 - General information

- Please name ALL uniform it makes it so much easier to get them back to you!
- No jewelry or earrings
- Children must have a water bottle everyday
- Children may bring in 2 healthy Snacks; 1 for morning break and 1 for afternoon. (However fruit is provided daily.)
- Please could we kindly ask that children do not bring sweets for their snack.

# School Rules



# Rhythm of the Day

8.45am	Earlybird work
9.00-10.00am	KS1 Read Write Inc. -Phonics
10.00-10.20	Year 1 & Year 2 playtime
10.20-11.15	Maths
11.15-11.45	Handwriting & Writing
11.45	Prep for lunch & Reading
12.00-1.00	Lunchtime
1.00-2.00	Wider curriculum subjects
2.00-2.20	Year 1 & Year 2 playtime
2.20-2.45	Continue wider curriculum subjects
2.45-3.30	Prayer/Celebration of the Word and Storytime

# RE

**Come and See** RE scheme - 9 units throughout the year - 3 per term

Families and how they care for each other.

Belonging - to different groups and the church (Baptism)

Advent & The Nativity

Special people including people at church (People who help us)

Special meals & Holy Communion

Change & the Seasons, Palm Sunday, Lent & Holy Week

Holidays & Holydays, Pentecost

Saying sorry & forgiving

Our global neighbours

We also learn about other faiths throughout the year.

- Our day is punctuated by prayer.

- We also have a daily Prayer or Celebration of the Word

# PSHE

- Based on the school's curriculum drivers - BREW  
**Beliefs, Rights, Environment, Wellbeing**

Also use the Ten Ten Resources



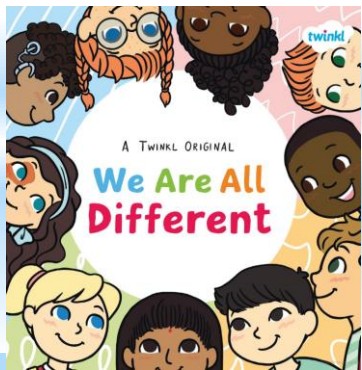







Throughout the year we have focused wellbeing weeks with a particular theme; for example:

- Wellbeing Week (Autumn 1)
- Antibullying Week (Autumn 2)
- Mental Health Week (Spring Term)
- Careers Week ( Spring Term)
- Safety Week (Summer Term)
- Wellbeing & Transitions (Summer 2)





# Autumn Term books



# Autumn Term Topics

Science - Body parts and the Senses  
Materials

Geography - Our School and the surrounding area  
Weather and seasons











History - *What was life like when my grandparents were young?* through the topic of toys

Computing - Coding

Design & Technology - Design and make a smoothie

Art & Design - Collages inspired by nature

# Spring Term books



# Spring Term Topics

Science - Seasons

Plants

Geography - Our School and the area of Sunderland







Weather and seasons

Computing - internet safety

Design & Technology - Design and make a rocket  
using levers and sliders

Art & Design - Painting inspired by Space topic

# Summer Term books



# Summer Term Topics

Science - Animals

Geography - Where in the World is St Mary's?

Weather and seasons

History - *What was life like my Grandparents were young?* Through seaside holidays

History Local Study - Grace Darling


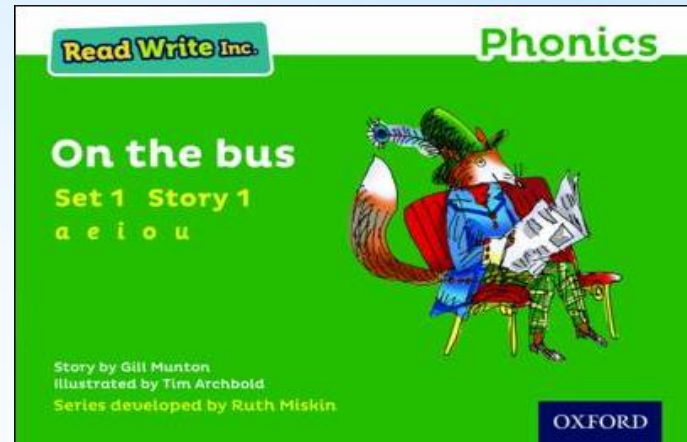
Computing - multi-media sound and motion

Design & Technology - Design and make a structure linked to lighthouses

Art & Design - Print making inspired by weather and seasons

# Read Write Inc Reading/Writing Scheme

- **Login to Oxford Owl**
- Every Friday your child will have a new book issued online which is the book we have read in school that week.
- Your child will be fluent when reading this book.



- Each Friday your child will be given a reading book matched to their reading ability.
- RWI Book Bag Book
- **(Please return these by Wednesday the following week)**

## How can you help?

Please return the reading books on time.

- Please listen to your child read aloud as often as you can - little and often is always best.
- Share books
- Read to your child, allowing them the chance to enjoy a story etc. without having to read themselves. (Audio books also good for this.)

Yr1 reading folders can be brought in every week





# Phonics





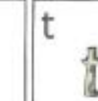











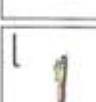







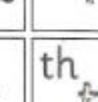
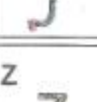



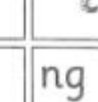
Use Read Write Inc Phonics

Children are split into groups across Year 1 and 2.

We do phonics everyday.

June - Phonics Screening Test


















Speed Sounds Set 1

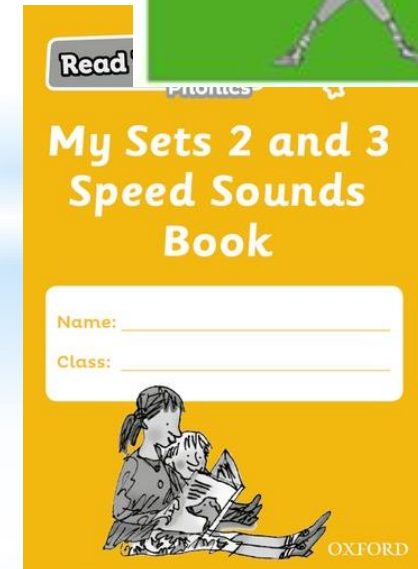
m	a	s	d	t
				
i	n	p	g	o
				
c	k	u	b	f
				
e	l	h	sh	r
				
j	v	y	w	th
				
z	ch	qu	x	ng
				

Speed Sounds Set 2

ay	ee	igh	ow	oo
				
may I play?	what can you see?	fly high	blow the snow	poo at the zoo
oo	ar	or	air	ir
				
look at a book	start the car	shut the door	that's not fair	whirl and twirl
ou	oy			
				
shout it out	toy for a boy			

Speed Sounds Set 3

ea	oi			
				
cup of tea	spoil the boy			
a-e	i-e	o-e	u-e	aw
				
make a cake	nice smile	phone home	huge brute	yawn at dawn
are	ur	er	ow	ai
				
care and share	nurse with a purse	a better letter	brown cow	snail in the rain
oa	ew	ire	ear	ure
				
goat in a boat	chew the stew	fire, fire!	hear with your ear	sure it's pure



# Phonics Screening Test

## June - Phonics Screening Test

40 words - usually 20 real words and 20 nonsense words

Short assessment to confirm whether children have learnt how to decode words using phonics.

You can access past papers online if wanting to practice with your child at home.



Section 2

brend



throstr



stret



spraw



Section 2

label

vanish

blossom

thankful

# Handwriting

Aa Bb Cc Dd Ee Ff

Gg Hh Ii Jj Kk Ll Mm


Nn Oo Pp Qq Rr Ss Tt

Uu Vv Ww Xx Yy Zz



Jasper felt disappointed because his bean did not grow and he threw the bean away.


Jasper noticed a huge bean stalk growing in the garden. He felt joyfull.



When we read books we look through these lenses and talk about different parts of the book.

plodded ✓  
travelled ✓  
stroled ✓  
trotted ✓  
sauntered ✓  
ambled ✓

15.5.23



across the yard

around the pond

over the haystack

past the mill

through the fence

under the beehives

Rosie plodded across the yard. ✓ Rosie traveled around the pond. ✓ A couple of minutes later Rosie ambled over the haystack. ✓ Rosie sauntered past the mill. ✓ Rosie trotted through the fence. ✓ Rosie strolled under the beehive. ✓ later Rosie *giant hand writing* glided

F  Feeling

A  Asking

N  Noticing

T  Touching

A  Action

S  Smelling

T  Tasting

I  Imagining

C  Checking

# Other Curriculum Information

- PE is on Wednesday for both classes. This will be taught by our specialist PE coach
- Every Wednesday both classes will also have a music lesson with Mrs. Paget.



## How can you help?

- **Reading:** Little and often. School reading book & any other books
- **Log in to Oxford Owl for the reading book your child is reading in school.**
- **Phonics:** children will be given the Speed Sound Book 2 in the Autumn Term to practise sounds. They will be given specific sounds to focus on in the Spring Term
- **Spelling:** children will be given spellings to practise at home and school - (from Spring Term 2)
- **Maths:** Recognise numbers to 100. Number bonds to 10.
- **Log in to Numbots**
- **Access free online White Rose Maths Website - One Minute Maths**

**All children should have received their Log in details**



**Thank you for looking at  
the Year 1 Curriculum  
Meeting.**

**Please let us know if you have  
any further questions.**



